

# Light Horse & Horse Basics

## 4-H Project Newsletter

*This newsletter will be updated in December of each year, if necessary, based on changes made to the project at the 4-H Nova Scotia Annual General Meeting in November.*

Whether you are new to the project or an experience horseman, the Light Horse Project has lots to offer. This newsletter will give you an overview of the Light Horse English, Light Horse Western, and Light Horse Basics (non-rider) projects, answer some of your questions concerning expectations of the project, and provide you with activity ideas and some resources. Project newsletters are an excellent reference to keep on hand to refer to throughout the year. Enjoy your year in the Light Horse Project and when working on your project, remember to "Learn to do by Doing." If you have any questions, please contact your Regional Agriculture Leadership Coordinator (ALC).

### GENERAL 4-H INFORMATION

#### **Ages for Members:**

Junior Members: 9 - 13 years of age as of January 1, as of the current year.

Senior Members: 14 - 21 years of age as of January 1, as of the current year.

4-H members may register in the club and county of their choice, but must only be registered in one club, in one province. Members may register in one club and access projects in a neighboring club if that club is willing to assist with leadership of a certain project.

#### **Project Completion:**

All 4-H members must complete 'project requirements', for each of their projects, at their club Achievement Day. If you are unable to attend your own club Achievement Day, please make prior arrangements with your Regional ALC. Completion of your project qualifies you to move on to any further county, provincial, or national 4-H competitions relating to that project in the current 4-H year. School projects are not permitted to be used as 4-H projects. Each member must complete and display their own project work (i.e., two members cannot share a project for project completion).

## What is Achievement Day?

Achievement Day allows members to display their project work to the public and have their projects evaluated, non-competitively. Project completion at Achievement Day is based on the following system:

A <b>Green</b> project completion sticker will be given to a member who has completed:	A <b>Silver</b> project completion sticker will be given to a member who has completed:	A <b>Gold</b> project completion sticker will be given to a member who has completed:
<ul style="list-style-type: none"> <li>• Record Sheet</li> <li>• Project Work</li> </ul>	<ul style="list-style-type: none"> <li>• Record Sheet</li> <li>• Project Work</li> </ul>	<ul style="list-style-type: none"> <li>• Record Sheet</li> <li>• Project Work</li> </ul>
Plus <b>one</b> of the following: <ul style="list-style-type: none"> <li>• Communications</li> <li>• Club Contribution</li> <li>• Judging</li> </ul>	Plus <b>two</b> of the following: <ul style="list-style-type: none"> <li>• Communications</li> <li>• Club Contribution</li> <li>• Judging</li> </ul>	Plus all <b>three</b> of the following: <ul style="list-style-type: none"> <li>• Communications</li> <li>• Club Contribution</li> <li>• Judging</li> </ul>

**RECORD SHEET** – Each member must complete a satisfactory record sheet. Record sheets may be hand written or typed. *For more useful information, refer to Record Sheet Guidelines.*

**PROJECT WORK** – Each 4-H project (e.g., woodworking, dairy, etc.) has specific project work requirements. Each members' project work will be evaluated on the quality of the work, degree of difficulty for experience/age, the way articles are displayed/presented, and whether all requirements are met. A 1st, 2nd, or 3rd place ribbon will be given for each project. Please review project requirements for each project carefully. In non-livestock projects, members must complete the required number of items as outlined, unless prior approval is given by the Regional ALC. This request should be made in advance of the member's Achievement Day. Consideration of an item counting as additional items will be given based on members age, degree of difficulty, time required to complete, etc.

**COMMUNICATIONS** – Members who participate in public speaking and/or demonstrations at club level will receive recognition on their Achievement Day Certificate. Each club has its own standards for communications, so members should confirm with the general club leader.

**CLUB CONTRIBUTION** – Members are encouraged to be actively involved in their club, county, province, and community. The club contribution aspect is an assessment on such things as a member's attendance at meetings and events, attitude, effort, cooperation, and self-expression. Each club has its own standards for club contribution. Evaluation of this Achievement Day component is done by the Club General Leader and / or project leader(s). The standard for club contribution should be communicated clearly to all members by club leaders at the beginning of the 4-H year.

**JUDGING** – In each project, members are asked to compare four (4) articles or livestock (e.g., 4 wooden shelves in the woodworking project or 4 heifers in a dairy class), then evaluate them to place the class in order from first (closest to the ideal), to fourth (furthest from the ideal). Oral reasons, using proper terminology, are given to an official judge for the project to support those choices. There are many useful judging resources available through your Regional ALC, as well online at the [Nova Scotia Department of Agriculture](http://www.novascotiaagriculture.ca) website. In each county, a judging box is also available to borrow to help practice judging skills. It includes judging information and cards as well as judging classes, with reasons. Clubs may book these supplies through the Regional ALC.

At 4-H Nova Scotia Provincial Show, 4-H animals participating in the 4-H Nova Scotia Show competitions are used to make up livestock judging classes (e.g., 4 intermediate Holstein calves). Member are responsible for notifying their Regional ALC by September 15 by email if they do not wish to have their animal used. Please keep in mind that judging classes can only be provided if members are willing to offer their animals for a judging class. As such, 4-H members are encouraged to let their animal be used in a judging class if possible.

### **Project Work Requirements**

On Achievement Day, Light Horse & Horse Basics members must complete showmanship with their registered 4-H horse. For showmanship, horse members may choose to show in either English or Western attire and tack. English showmanship tack should include a bridle, while Western should include a halter and lead.

If a member registers one horse for the Light Horse English project and a different horse for the Light Horse Western project, that member must complete showmanship with each horse and two separate record sheets, for project completions in both projects.

In addition to the showmanship class, Horse Basics members must also exhibit a report or display on some aspect of horsemanship at their Achievement Day.

**NOTE:** There is a specific Horse Basics Project Record Sheet, which must be used by Horse Basics members.

### **Dress Code**

All Light Horse members are required to wear properly fitted and fastened SEI-ASTM approved equestrian helmets at all times when riding and/or driving at 4-H events.

*English Light Horse: Attire* – Jacket (optional), long sleeved shirt (if a jacket is not worn); boots; jodhpurs or breeches; ties, stock, or choker. A whip or crop, not exceeding 75 cm (130 inches) in length, is permitted for Hunter Hack classes only. A whip, not exceeding 120 cm (47 inches) in length, is permitted for Dressage classes only.

*Western Light Horse:* All exhibitors must wear appropriate Western attire, with long sleeves, and a boot with a heel. A Western hat is permitted for Showmanship classes only. The hat must be on the exhibitor's head when entering the ring. Spurs and chaps are optional. Appropriate jeans are acceptable attire.

## **Livestock Registration**

4-H members must select their 4-H animals by May 1st of the current 4-H year, and must submit livestock registration information to the Regional ALC by May 15th of the current 4-H year. This information is necessary to assist with county show/exhibition planning, including judges, class schedules, awards, etc. The following information must be submitted for Livestock Registration requirements: name of member, junior member/senior member, English/Western/Basics, sex of animal, breed of animal, and date of birth of animal.

4-H animals may be substituted between the registration deadline of May 15th and Achievement Day in the case of injury, sickness, disease or death of the animal. If an animal is to be substituted prior to Achievement Day, pre-approval from the Regional ALC is necessary. A vet certificate may be required. After Achievement Day, no substitutions are permitted. 4-H members who complete their livestock project with their own registered/approved animal on Achievement Day may use another 4-H member's 4-H animal in a showmanship class at county show/exhibition and the 4-H Nova Scotia Provincial Show.

**NOTE:** Horse Basics members must show a registered 4-H Light Horse. They can register another 4-H member's horse or their own, but it must be the horse they will complete showmanship with.

**NOTE:** Any equine species that is ridden under saddle, and shown in accordance to light horse rules/guidelines, can be used in the Light Horse project.

**NOTE:** 4-H members are strongly encouraged to immunize their horses for their own protection, as recommended by their veterinarian, but are not required to show proof of immunization.

**NOTE:** The Nova Scotia Equestrian Federation (NSEF) offers equine insurance. Although not mandatory, light horse members are encouraged to become NSEF member. For more information, visit their website: [www.horsenovascotia.ca](http://www.horsenovascotia.ca).

## 4-H Nova Scotia Provincial Show Class & Sections:

Each county is eligible to send the top two junior and top two senior Light Horse Western Riders, Light Horse English Riders, and Light Horse Showman to the Nova Scotia 4-H Provincial Show. Riding members will show in Equitation, plus two additional riding classes of their choice.

The sections are as followed:

### CLASS #2: SHOWMANSHIP

<b>Section 4:</b>	Junior Light Horse
	Senior Light Horse

### CLASS #50: ENGLISH LIGHT HORSE

<b>SECTION 1:</b>	Junior Equitation
<b>SECTION 2:</b>	Senior Equitation
<b>SECTION 3:</b>	Junior Pleasure
<b>SECTION 4:</b>	Senior Pleasure
<b>SECTION 5:</b>	Junior Dressage*
<b>SECTION 6:</b>	Senior Dressage*
<b>SECTION 7:</b>	Junior Road Hack
<b>SECTION 8:</b>	Senior Road Hack
<b>SECTION 9:</b>	Junior Hunter Hack
<b>SECTION 10:</b>	Senior Hunter Hack

### CLASS #51: WESTERN LIGHT HORSE

<b>SECTION 1:</b>	Junior Equitation
<b>SECTION 2:</b>	Senior Equitation
<b>SECTION 3:</b>	Junior Pleasure
<b>SECTION 4:</b>	Senior Pleasure
<b>SECTION 5:</b>	Junior Barrels/Poles**
<b>SECTION 6:</b>	Senior Barrels/Poles**
<b>SECTION 7:</b>	Junior Trail
<b>SECTION 8:</b>	Senior Trail
<b>SECTION 9:</b>	Junior Reining***
<b>SECTION 10:</b>	Senior Reining***

\*Dressage patterns for the current 4-H year will be posted on the [Nova Scotia Department of Agriculture Website](#).

**NOTE:** Light Horse members showing in Dressage can choose to ride from two patterns which will be posted online in January. When members register for their optional classes they must identify which level they will be riding. Placings for the Junior and Senior Dressage Classes will be based on the overall numerical scores, i.e., the highest score wins regardless of which of the two identified tests are completed.

\*\*Barrels and Poles classes alternate each year. Barrels happen in the odd years, and poles happen in the even years.

\*\*\*Reining patterns for the current 4-H year will be posted on the [Nova Scotia Department of Agriculture Website](#). Score card and rules can be found in the 4-H Light Horse Regulations and Standards. In Reining Classes, riders MUST complete four (4) consecutive spins in each direction. (Riders may continue to use two hands or one on their reins).

**NOTE:** Champion classes will only be held for Equitation at 4-H Nova Scotia Provincial show. Champions for all other classes (English – Pleasure, Dressage, Road Hack, Hunter Hack) and Western (Pleasure, Poles, Trail and Reining) will be determined, by the judge(s), on a score basis.

### **Judges at 4-H Nova Scotia Provincial Show**

Light Horse Clubs and members are reminded that they may donate \$5.00 per member toward supplementing current Light Horse judges' pay at the 4-H Nova Scotia Provincial Show. Light Horse Leaders are requested to collect these monies and forward to 4-H Nova Scotia, ATTN: Light Horse Judge Fund, 60 Research Drive, Bible Hill, NS B6L 2R2. All monies to be submitted prior to May 31, of the current 4-H year, go toward that year's judges and monies received after May 31 will go towards the next year's judges.

Light Horse Leaders can submit names of judges who they feel would be qualified to judge at 4-H Nova Scotia Provincial Show. Submissions should include: name, address, phone number, English/Western, and reasons why you recommend that judge. Please keep in mind the show location to minimize travel expenses and the rate of pay for 4-H judges is \$40/day plus any contribution received from membership. Please submit judge's information to 4-H Nova Scotia, 60 Research Drive, Bible Hill, NS B6L 2R2 by May 31 of the current 4-H year.

### **LEADER RESOURCES**

Please ask your Regional ALC for Light Horse leaders' resources.

#### *Project Meeting Ideas*

- Veterinarian presentation on horse diseases
- Judging practices at neighboring horse stables
- Session with a farrier about hoof care and proper shoeing
- Visit to a horse breeding farm
- Session on proper care and safe tacking of your horse
- Judging practices with other 4-H Clubs
- Fun trail rides or horse shows

### **Regulations and Standards**

As of 2014, the Light Horse Leaders' Guide Regulations and Standards have come into effect; please ask your Regional ALC for a copy.

**ENGLISH BITS:** Snaffles, pelhams, full bridles, or kimberwicks are permissible for English Equitation, Road Hack, English Pleasure, and Hunter Hack. For Dressage, an "Ordinary Snaffle" (a plain snaffle with a mouthpiece that is a straight bar or jointed in the centre), should be used. Loose ring -, Eggbutt -, D-ring -, and full-cheek snaffles must not be overly large in diameter. Twisted mouthpieces and twisted wire mouthpieces are not recommended and are not permitted for Dressage classes. A double twisted wire bit may be used by experienced riders. Leaders are strongly encouraged to check that all tack is 4-H approved (listed in Rules and Regulations in Leaders' Manual) and that bits are being used responsibly.

Cavesson nosebands are the only nosebands allowed in all English classes, except for Dressage, where a dropped noseband is acceptable.

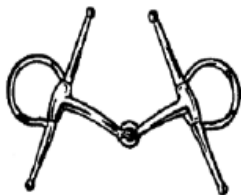
*See Below for some examples of acceptable English bits – due to the many styles of bits, not all may appear here, please check with your leader to make sure your bit is proper.*



Jointed Mouth Loose Ring Snaffle



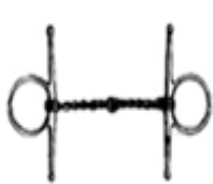
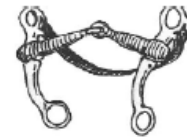
Rubber-Covered Racing Dee Snaffle



Egg Butt Full-Cheek Snaffle



Loose Ring, Fixed Port Steel Pelham



**SINGLE TWISTED WIRE**



**SLOW TWIST**



**CORKSCREW**



**DOUBLE TWISTED WIRE**



**SNaffle BIT WITH CONNECTING FLAT BAR**



**CORRECTION BIT**

**WESTERN BITS:** Wire curbs, chin straps, and chains narrower than 1 cm (1/2 inch) are prohibited. Martingales and tie-downs (exception for Barrels and Poles classes) are prohibited.

**NOTE:** Junior horses (those 5 years and under), as of January 1 of the current 4-H year, may be shown with a bosal, or smooth-mouth snaffle bit. If using a bosal, or smooth-mouth snaffle bit is used, the horse must be ridden with two hands on the reins. Senior horses (those 6 years and over), must be shown in a suitable Western curb bit equipped with a curb strap or chain, and ridden with one hand. One finger is allowed between split reins. Hands are not to be changed during a class. In Trail, it is permissible to change hands to work an obstacle.

*A suitable Western snaffle bit is described as:* Conventional O-ring -, eggbutt - or D-ring snaffle with the ring being no larger than 4". The mouthpiece should be round, smooth, and unwrapped metal. The bars must be a minimum of 5/16" in diameter, measured 1" in from the cheek, with a gradual decrease to centre of the snaffle. The mouthpiece may be two or three pieces. If three-piece, with a connecting ring of 1 1/4" or less in diameter, or a connecting flat

bar or  $\frac{3}{8}$ " to  $\frac{3}{4}$ " (measured top to bottom with a maximum length of 2"), which lies flat in the horse's mouth, is acceptable.

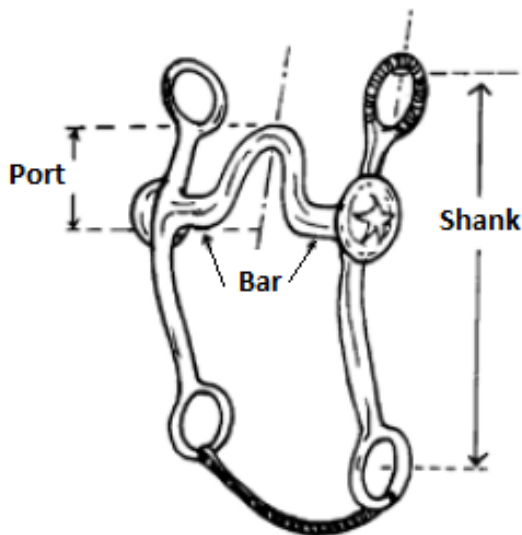
*A hackamore is described as:* a flexible, braided rawhide, leather or rope bosal, the core of which must be flexible and which has a complete mecate rein including a tie-rein. No rigid material allowed under the jaws regardless of padding or covering. Horsehair bosals prohibited. This rule does not refer to a mechanical hackamore.

*A bit in Western performance is described as:* the use of a curb bit that has a solid or broken mouthpiece, has shanks and acts with leverage. It must be used with a properly attached curb strap or chain at least  $\frac{1}{2}$ " in width which lies flat against the horse's jaw and is smooth and at least  $\frac{1}{2}$ " in width.

*A description of a legal, standard Western bit:* 8  $\frac{1}{2}$ " (215 mm) maximum length shank measured as in the diagram below. Shanks may be fixed or loose. The bars must be round, oval or egg-shaped, smooth and unwrapped metal of  $\frac{5}{16}$ " to  $\frac{3}{4}$ " (8 to 20 mm) in diameter 1" (25 mm) in from the cheek. The mouthpiece may be 2 or 3 pieces. A 3-piece connecting ring of 1  $\frac{1}{4}$ " (32 mm) or less in diameter, or a connecting flat bar of  $\frac{3}{4}$ " to  $\frac{3}{4}$ " (10 to 20 mm) measured top to bottom with a maximum length of 2" (50 mm), which lies flat in the horse's mouth is acceptable. The port must be no higher than 3  $\frac{1}{2}$ " (90 mm) maximum, with rollers and covers acceptable. Broken mouthpieces, half breeds, and spades are standard.

*(See Below for some examples of acceptable and unacceptable Western bits – due to the many styles of bits, not all may appear here, please check with your leader to make sure your bit is proper.)*

## WESTERN BITS



**LEGAL BIT**

## ACCEPTABLE CHAIN CHIN STAPS



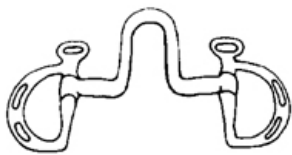


**NOTE:** The Following are Prohibited pieces of Equipment:

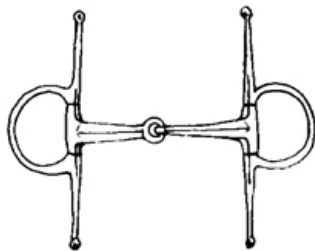
- Wire Curbs
- Tapaderos (stirrup covering)
- Chin straps or chains, narrower than 1 cm (½").
- Shank bits without chin straps or chains
- Martingales and Tie-Downs (exception: Barrels & Poles)

**Illegal Bits:**

**UNACCEPTABLE ENGLISH BITS**



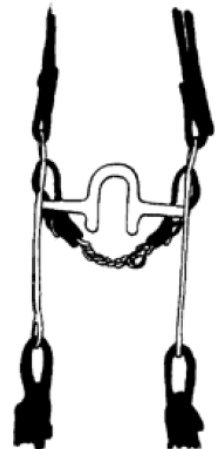
**ESCESSIVE PORT**



**TRIANGULAR MOUTH**



**DONUT BIT**



**PRONG BIT**

**ADDITIONAL NOTES:**

Horse tack checks may be done by show tack inspectors at the 4-H Nova Scotia Provincial Show and members and leaders must be aware of legal/illegal use of horse tack as outlined in the Regulations and Standards book. This applies in show classes and in warm up areas.

For the 4-H Nova Scotia Provincial show, counties will be allocated box stalls for ½ of the total number of light horses participating as of September 15, the scratch/substation date. Counties must then allocate within their county.) The remaining ½ will be straight stalls.

Equine Canada Rules complement the 4-H Nova Scotia Light Horse Leader's Guide Regulations and Standards where there are any grey areas.

Champion Light Horse Showmanship Class at 4-H Nova Scotia Provincial Show will be judged by two judges and the average score will be used to determine the placing.

At the 4-H Nova Scotia Provincial show, warm up times will be indicated in the program and members are to wear their back numbers always when riding.

Tacking up and braiding in the aisles of the barn is strictly prohibited at 4-H Nova Scotia Provincial show.

Only 4-H Registered animals that qualify for 4-H Nova Scotia Provincial show can be housed at the show.

All Light horse patterns for competition at 4-H Nova Scotia Provincial show will be accompanied by a drawn pattern with a legibly printed legend.

### **CONTAGIOUS/INFECTIOUS DISEASE & QUARANTINE:**

4-H members, leaders, parents and livestock owners are reminded that 4-H shows are showcases for the 4-H program, and the agricultural industry in this province. They are reminded that infectious diseases can be transmitted during transport, as well as at the show. As such, it is strongly recommended for the protection of the public, participants, and the animals at the show, that animals having or showing signs of infectious diseases not be brought to shows. As well, livestock exhibitors and owners must understand that in attending 4-H Shows, there is a risk of their animal contracting disease regardless of the best efforts of all involved.

If you suspect that your animal has a contagious/infectious disease, please contact your local vet immediately and learn more about the consequences, treatment, and transmission of the disease.

Livestock Health Checks will be done at the 4-H Nova Scotia Provincial Show. Members, leaders, parents and livestock owners are cautioned that decisions made during Livestock Health Checks at the 4-H Nova Scotia Show are based on visual analysis and the professional opinion of those doing the health checks. Their decision is final. Further, all animals that are put in quarantine cannot be shown; those responsible for Livestock Health Checks reserve the right to re-examine animals.

A brochure providing additional information on "Infectious and Contagious Diseases Affecting 4-H Livestock" is available. It will also be posted on the 4-H Nova Scotia website, as well as the Nova Scotia Department of Agriculture website. If you wish to receive a copy by mail or email, please contact your ALC for this information. It contains important information for all livestock members on this topic and will be critical to review with 4-H Clubs, livestock owners, and your local veterinarian when making decisions about attending 4-H shows. This is the brochure that those responsible for Livestock Health Checks at the 4-H Nova Scotia Show will be using as a guideline in their decisions regarding quarantine.

## **SPORTSMANSHIP – Be a Good Sport!**

In 4-H, Sportsmanship plays a key role in living by the motto of 'Learn to Do by Doing'. Please take the opportunity to consider good sportsmanship when at 4-H events. Here are some key factors to good sportsmanship:

**GOOD CONDUCT** – Demonstrate and maintain high standards of personal behaviour and conduct. You are representing your family, your club, your community and the 4-H program.

**FAIRNESS** – Learn and follow the rules. Be objective and honest. No matter what the results try your best by using your true skills without cheating. Treat others fairly.

**HONESTY** – Be a reliable person, do not lie or deceive. Be straightforward in everything you say and do. Understand your abilities and skills, accept the fact that you cannot do everything perfectly, but you still can do many things well.

**COMPETITION** - Competition experiences enhance positive youth development and prepare youth with competitive knowledge, skills and attitudes. Take pride in your accomplishments and in improving your skills – you are all winners, even if the ribbon color doesn't appear to reflect this.

**COURTESY** – Be well-mannered in your conduct. Be respectful, thoughtful, considerate, cooperative, friendly, and cheerful, no matter whether you do well or not. When you have concerns, questions, or suggestions, be polite in expressing them. Be pleasant and nice toward other participants, spectators, program officials, judges, the media, your leaders, parents and others. Give others the benefit of the doubt. Treat people and animals kindly. Keep your emotions under control.

**GRACEFUL ACCEPTANCE OF RESULTS** – Accept judges' results and suggestions with a positive attitude. The judge's decision is final. Regardless of the outcome; thank all that were involved in helping you put forth your best effort. Thank the organizers for their efforts; Sponsors for their generous donations; Agriculture Leadership Coordinators for their wisdom and guidance; Judges for their skilled eye and time given to the 4-H program; and anyone else who has helped you along the way.

The work in any 4-H project should always be done by the members. Hiring, or the use, of professionals and/ or adults to prepare projects for 4-H shows are not acceptable. Using these people as resources provides 4-H members with the information and skills to do the job on their own.

4-H Nova Scotia has a Code of Conduct in effect for all members and leaders. It is to be followed always throughout the year. If you would like a copy of what are acceptable practices in the 4-H program, please visit <http://novascotia4h.ca/codeofconduct/>.

## You might also be interested in...

**HORSE CLASSIC** – Horse classic is open to Light Horse, Draft Horse, Horse Basics, and Mini horse members. Teams of four compete in a variety of horse events to increase members' horse knowledge, horsemanship, and to meet other members from across the province, during 4-H Weekend in May. For more information, please visit the [Nova Scotia Department of Agriculture](#) website.

**4-H POSTER CONTEST** – Deadline and evaluation is normally at county rally. [Visit 4-H Nova Scotia's website for more information!](#)

**4-H THEME CONTEST** – Put on your thinking cap and be the one to come up with next year's 4-H theme! (i.e., *Let the Clover be Seen in 2017*). [Visit 4-H Nova Scotia's website for more information!](#)

**WOOL COMPETITION** – Open to all 4-H members. These articles must be made from 100% wool and members must exhibit a Wool Competition Report with their entry. For more information, please visit the [Nova Scotia Department of Agriculture](#) website.

**RECYCLABLE COMPETITION** – Open to all 4-H members. These articles must be made from a minimum of 75% recycled materials and members must exhibit a Recyclable Competition Report with their entry. For more information, please visit the [Nova Scotia Department of Agriculture](#) website.

**GIANT VEGETABLE COMPETITION** – Each year a new vegetable is selected for the Giant Vegetable competition held at 4-H Nova Scotia Provincial Show. Each county can send one junior and one senior giant vegetable entry to the 4-H Nova Scotia Provincial Show. For more information, please visit the [Nova Scotia Department of Agriculture](#) website.

**TRACTOR DRIVING COMPETITION** – The tractor competition is open to teams of 3 members (1 driver and 2 assistants); the driver must hold a valid class#5 driver's license or tractor license. The driver will drive a tractor and trailer through an obstacle course. The score is calculated based on safe operation and judge's evaluation. One team per county will advance to 4-H Nova Scotia Provincial Show. For more information, please visit the [Nova Scotia Department of Agriculture](#) website.

**RECORD KEEPING COMPETITION** – An entry will be one record sheet for a project completed in the current year by that member, with a detailed analysis included. Entries in this competition must include a 1 - 4 page analysis of the work and costs in the project for the given year in order to be eligible. Entries should be displayed in a binder/folder. The top two senior and top two junior record sheets per county will be eligible for the Record Keeping Competition at the 4-H Nova Scotia Provincial Show, but entries must first qualify at county level. All county entries must be forwarded to Truro by September 15th of the current 4-H year for judging prior to the 4-H Nova Scotia Provincial Show." For more information, please visit the [Nova Scotia Department of Agriculture](#) website.

**AWARDS, TRAVEL OPPORTUNITIES, AND SCHOLARSHIPS** – Each year, 4-H Nova Scotia covers the registration fee to National and International travel opportunities for members awarded such travel experiences. Also, there are several scholarships available to 4-H members in Nova Scotia. For

more information, interested members should speak to the Regional ALC and check out the [Nova Scotia Department of Agriculture](#) website and Visit [4-H Nova Scotia's](#) website.

**JUNIOR LEADER PROJECT** – This project is designed to build leadership skills by providing members with the opportunity to lead any aspects of their club which interest them (e.g., projects, recreation, communication, etc.).

**GRADE 10 PERSONAL DEVELOPMENT CREDIT** – Members must achieve gold completion and document at least 110 hours of 4-H related work to qualify. For more information visit the [Nova Scotia Department of Education & Early Childhood Development Personal Development Credit website](#) and the Nova Scotia Department of Agriculture website.



**Horse**  
**(Light Horse, Draft Horse, Miniature Horse)**  
**RECORD SHEET**

Name of Member: \_\_\_\_\_

Name of Club: \_\_\_\_\_

4-H Age: \_\_\_\_\_ Years in 4-H: \_\_\_\_\_ Years in Project: \_\_\_\_\_

Project: \_\_\_\_\_ (English/Western Light, Draft, Mini)

**HORSE INFORMATION**

Name: \_\_\_\_\_

Breed: \_\_\_\_\_

Date of Birth: \_\_\_\_\_ Sex: \_\_\_\_\_ Height: \_\_\_\_\_ (Hands High)

**4-H Project Experiences**

Explain why you are taking this project and what you learned this year.

---

---

---

Please make a few comments about problems you may have encountered, how your goals were accomplished, and what you learned in this project.

---

---

---

## Feed & Miscellaneous Expense Records

Month	Roughage (hay, alfalfa pellets, etc.)		Grain		Other Feed & Bedding Expenses (supplements, etc.)	Hoof & Health Care (immunizations, wormers, farrier, etc.)		Trailing, Board & Other Services (tack, clinics, etc.)		Total
	lbs./kg	Cost	lbs./kg	Cost		item	Cost	Item	Cost	
<b>TOTAL</b>										

**NOTE:** Roughage includes pasture, haylage, hay, grass silage; Ration/Feed includes corn, grains, etc.; Miscellaneous costs include registration, housing, saw dust, equipment, etc.

### Financial Statement

INCOME		EXPENSES	
Prize		Hay, Feed & Bedding	
Other Income		Hoof & Health Care	
<b>Total Income</b>		Trailing, Board & Other Services	
<b>TOTAL EXPENSES</b>			

Animal owned by farmer    or     Animal owned by 4-H member/family



## Meeting Summary

How many general club meetings did you attend this year? \_\_\_\_\_

How many project meetings did you attend this year? \_\_\_\_\_

Please list any other club/county activities that you may have participated in during the past year?

---

---

---

---

---

---

---